


Chapter Two Reading Study Guide

1. Atoms and molecules are always _____.
2. When atoms and molecules are heated, they move _____ and when they are cooled they move _____.
3. Anything that has _____ and is moving, like a train, a moving ball, or an atom has a certain amount of _____.
4. The energy of a moving object is called _____.
5. So if the atoms or molecules of a substance are moving _____, they have more kinetic energy than when they are moving more _____.
6. The process of transferring energy by direct contact is called _____.
7. _____ things by conduction works the same way as warming but you just look at the substance _____ energy instead of the substance _____ energy.
8. A rule about conduction: _____
_____.
9. _____ is a measure of the _____ kinetic energy of atoms or molecules of a substance.
10. _____ is the _____ that is transferred from a substance at a _____ temperature to a substance at a _____ temperature.
11. The process of changing from a solid to a liquid is called _____.
12. The particles of the _____ are slightly further apart than in the _____.
13. Water is the _____ because the molecules in liquid water are actually _____ than they are in ice.
14. The _____ at which a substance begins to melt is called the _____.
15. Some _____, like _____ do not have a _____ melting point but begin to melt over a _____ of temperatures.

16. The process of going directly from a solid to a gas is called _____.
17. _____ causes wet clothes to dry and the water in puddles to "disappear".
18. The molecules in a liquid _____ when they have enough _____ to overcome the _____ of the molecules around them.
19. When liquid molecules have enough _____ to change to a _____ it is called _____.
20. When water is _____, more _____ are able to break away from the _____ and the rate of _____.
21. These molecules _____ a different amount of _____ to increase their _____ enough to overcome the _____ to change a liquid to a gas.
22. If you seen _____ form on the _____ outside _____ of a _____ cup, you have seen an example of _____.
23. These molecules _____ down enough that their _____ can overcome their _____ and hold them together as a _____.
24. _____ water vapor _____ the rate of _____.
25. At a given _____, the _____ water molecules in the air, the _____ the rate of _____.
26. The attractions between _____ cause them to arrange themselves in a more _____ and _____ positions to become a _____. This is _____.
27. The _____ of _____ is very unusual because water molecules move _____ as they arrange themselves into the structure of _____ as water freezes.
28. The _____ of just about _____ liquid move closer together when they freeze.
29. It makes sense that _____ have different _____ points.
30. With the right _____ of gas molecules and _____, a gas can change directly to a _____ without going through the _____ phase. This process is called _____.

31. Clouds form when liquid water _____ to become water vapor and moves up into the sky in _____ air.
32. _____ begins as _____ droplets of water _____ in the air as clouds.
33. More and more water vapor _____ and _____ on these seed crystals, forming the beautiful ice crystals with six-sided _____ that we know as snowflakes.
34. _____ forms when a small drop of water _____, falls and then get pushed back up into a _____.
35. _____ is produced when _____ air close to the _____ cools enough to _____ and forms _____ water.
36. If the _____ of surfaces on the ground is _____ enough, _____ vapor in the air can change directly to the _____ frost without first _____ to a liquid.
37. _____ forms when _____, moist air passes over _____ ground or snow.
38. Fog is very much like a _____, but closer to the _____.
39. Water _____ even when the air is _____.
40. To form _____, the water in a pond, pool or hot tub must be _____ than the air above it and the air must be _____ enough to cause water vapor to _____ as it rises.



Chapter 2 — Student Reading

Atoms and molecules are in motion

We warm things up and cool things down all the time, but we usually don't think much about what's really happening. If you put a room-temperature metal spoon into a hot liquid like soup or hot chocolate, the metal gets hotter. But what actually has to happen for the hot liquid to make the metal hotter?

By now you know that substances are made of atoms and molecules. These atoms and molecules are always in motion. You also know that when atoms and molecules are heated, they move faster and when they are cooled, they move slower. But how do the atoms and molecules actually get heated and cooled? In our example of heating a metal spoon in a hot liquid, what is the process that transfers energy from the water to the spoon?

Moving atoms and molecules have energy

To answer this question, you really have to think about the moving atoms and molecules as having *energy*. Anything that has mass and is moving, like a train, a moving ball, or an atom has a certain amount of energy. The energy of a moving object is called kinetic energy. If the speed of the object increases, its kinetic energy increases. If the speed of the object decreases, its kinetic energy decreases. So if the atoms or molecules of a substance are moving fast, they have more kinetic energy than when they are moving more slowly.



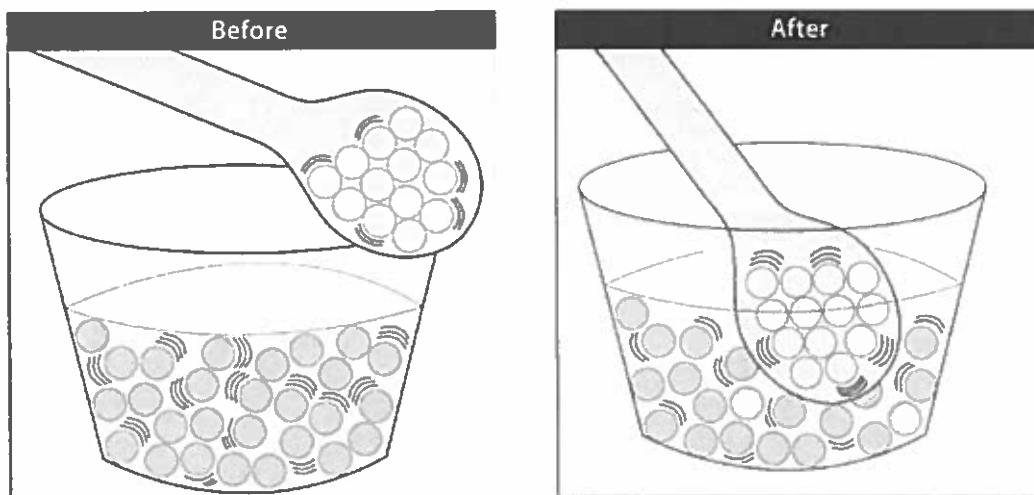
PHOTOS.COM



PHOTOS.COM

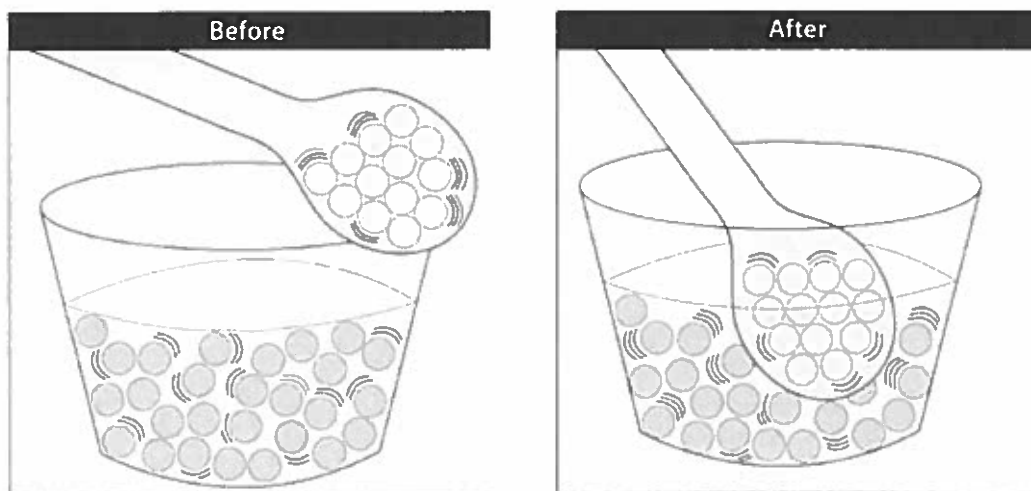
Energy can be transferred to make things warmer

In our example of a spoon in hot liquid, the molecules of hot liquid are moving quickly so they have a lot of kinetic energy. When the room-temperature spoon is placed in the liquid, the fast-moving molecules in the liquid contact the slower-moving atoms in the spoon. The fast-moving molecules hit the slower-moving atoms and speed them up. In this way, the fast-moving molecules transfer some of their kinetic energy to the slower atoms so that these slower atoms now have more kinetic energy. This process of transferring energy by direct contact is called **conduction**.



Energy can be transferred to make things cooler

Cooling things by conduction works the same way as warming but you just look at the substance *losing* energy instead of the substance *gaining* energy. This time, let's say that you take a hot metal spoon and put it in room-temperature water. The faster-moving atoms in the spoon contact the slower-moving molecules in the water. The atoms in the spoon transfer some of their energy to the molecules in the water. The spoon will get cooler and the water will get a little warmer.



Another example is cans of room-temperature soda pop placed in a cooler filled with ice. Kinetic energy is transferred from the warmer metal can to the cooler ice. This makes the can colder. Energy is then transferred from the warmer soda to the colder can. This transfer of energy from the soda results in slower motion of the molecules of the soda, which can be measured as a lower temperature and colder soda.

So the way to cool something is for its energy to be transferred to something colder. This is a rule about conduction: Energy can only be transferred from something at a higher temperature to something at a lower temperature. You can't cool something by adding "coldness" to it. You can only make something colder by allowing its energy to be transferred to something colder.

Temperature is a measure of the average kinetic energy of the atoms or molecules of a substance. This brings up the question of what exactly is temperature. Temperature is related to the kinetic energy of the moving atoms or molecules of a substance. By taking the temperature of something, you are actually getting information about the kinetic energy of its atoms and molecules, but not the kinetic energy of any particular one. There are more than a billion trillion atoms or molecules in even a small sample of a substance. They are constantly moving and bumping into each other and transferring little amounts of energy between each other. So at any time, the atoms and molecules don't all have the same kinetic energy. Some are moving faster and some are moving slower than others but most are about the same. So when you measure the temperature of something, you are actually measuring the average kinetic energy of its atoms or molecules.

Heat is the energy that is transferred from a substance at a higher temperature to a substance at a lower temperature.

If temperature is the average kinetic energy of atoms and molecules, then what is heat?

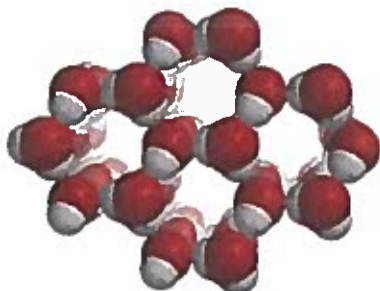
The word "heat" has a specific meaning in science even though we use the word all the time to mean different things in our daily life. The scientific meaning of heat has to do with energy that is being transferred. During conduction, the energy transferred from faster-moving atoms to slower-moving atoms is called heat.

Changing State

Changing from a solid to a liquid—Melting

In solids, the atoms or molecules that make up the substance have strong attractions to each other and stay in fixed positions. These properties give solids their definite shape and volume.

When a solid is heated, the motion of the particles (atoms or molecules) increases. The atoms or molecules are still attracted to each other but their extra movement begins to compete with their attractions. If enough energy is added, the motion of the particles begins to overcome the attraction and the particles move more freely. They begin to slide past each other as the substance begins to change state from a solid to a liquid. This process is called *melting*.



The particles of the liquid are only slightly further apart than in the solid. (Water is the exception because the molecules in liquid water are actually *closer together* than they are in ice) The particles of the liquid have more kinetic energy than they did as a solid but their attractions are still able to hold them together enough so that they retain their liquid state and do not become a gas.

Different solids melt at different temperatures

The temperature at which a substance begins to melt is called the *melting point*. It makes sense that different substances have different melting points. Since the atoms or molecules that substances are made of have a different amount of attraction for each other, a different amount of energy is required to make them change from a solid to a liquid. A good example is the melting point of salt and sugar. The melting point of sugar is 186 °C. The melting point for regular table salt is 801 °C. Metals like iron and lead also have different melting points. Lead melts at 327 °C and iron melts at 1,538 °C.

Some solids, like glass do not have a precise melting point but begin to melt over a range of temperatures. This is because the molecules that make up glass are not arranged in as orderly a way as those in crystals like salt or sugar or metals like iron. Depending on the type of glass, the melting point is usually between 1,200–1,600 °C.



PHOTOS.COM

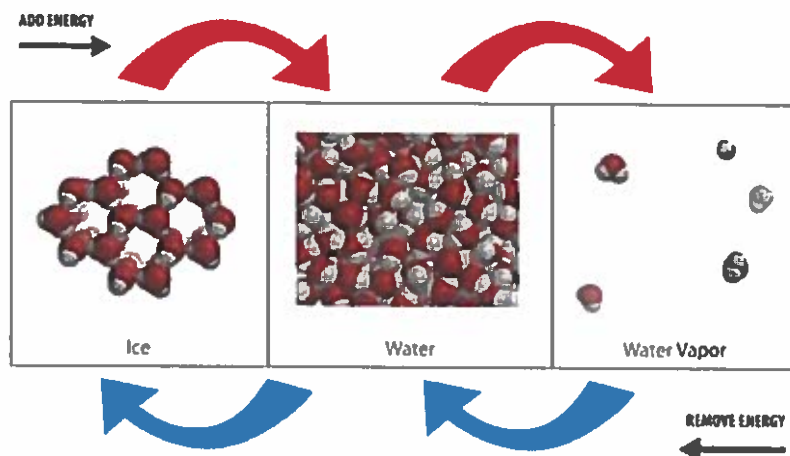
Changing from a solid to a gas—Sublimation

Some substances can also change directly from a solid to a gas. This process is called *sublimation*. One of the more popular examples of sublimation is dry ice which is frozen carbon dioxide (CO₂). To make dry ice, carbon dioxide gas is placed under high pressure and made very cold (about -78.5 °C). When a piece of dry ice is at room temperature and normal pressure, the molecules of CO₂ move faster and break away from each other and go directly into the air as a gas. Regular ice cubes in the freezer will also sublime but much more slowly than dry ice.

Changing from a liquid to a gas—Evaporation

You see evidence of evaporation all the time. Evaporation causes wet clothes to dry and the water in puddles to “disappear”. But the water doesn’t actually disappear. It changes state from a liquid to a gas.

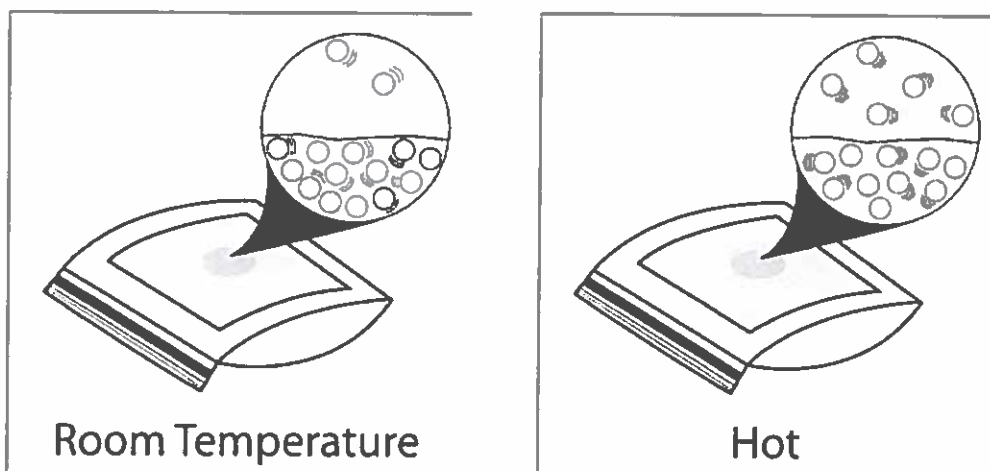
The molecules in a liquid evaporate when they have enough energy to overcome the attractions of the molecules around them. The molecules of a liquid are moving and bumping into each other all the time, transferring energy between one another. Some molecules will have more energy than others. If their motion is energetic enough, these molecules can completely overcome the attractions of the molecules around them. When this happens, the molecules go into the air as a gas. This process is called *evaporation*.



Heating increases the rate of evaporation

You've probably noticed that higher temperatures seem to make evaporation happen faster. Wet clothes and puddles seem to dry more quickly when they are heated by the sun or in some other way.

You can test whether heat affects the rate of evaporation by placing a drop of water on two paper towels. If one paper is heated and the other remains at room temperature, the water that is heated will evaporate faster.



When a liquid is heated, the motion of its molecules increases. The number of molecules that are moving fast enough to overcome the attractions of other molecules increases. Therefore, when water is heated, more molecules are able to break away from the liquid and the rate of evaporation increases.

Different liquids have different rates of evaporation

It makes sense that different liquids have different rates of evaporation. Different liquids are made of different molecules. These molecules have their own characteristic strength of attraction to one another. These molecules require a different amount of energy to increase their motion enough to overcome the attractions to change from a liquid to a gas.

Liquids will evaporate over a wide range of temperatures

Even at room temperature, or lower, liquids will evaporate. You can test this by wetting a paper towel and hanging it up indoors at room temperature. Evaporation at room temperature might seem strange since the molecules of a liquid need to have a certain amount of energy to evaporate. Where do they get the energy if the liquid is not warmed? But remember that the temperature of a substance is the average kinetic energy of its atoms or molecules. Even cold water, for instance, has a small percentage of molecules with much more kinetic energy than the others. With all the random bumping of a billion trillion molecules, there are always a few molecules which gain enough energy to evaporate. The *rate* of evaporation will be slow but it will happen.

Changing from a gas to a liquid—Condensation

If you have seen water form on the outside of a cold cup, you have seen an example of condensation. Water molecules from the air contact the cold cup and transfer some of their energy to the cup. These molecules slow down enough that their attractions can overcome their motion and hold them together as a liquid. This process is called *condensation*.



PHOTOS.COM

Cooling increases the rate of condensation

You can test to see if cooling water vapor increases the rate of condensation by making two similar samples of water vapor and cooling one more than the other. In the illustration, two samples of water vapor are trapped inside the cups. Ice is placed on one top cup but not the other.

In a few minutes, there are water drops on the inside top of both cups but more water can be seen on the inside of the top cup with the ice. This shows that cooling water vapor increases the rate of condensation. When a gas is cooled, the motion of its molecules decreases. The number of molecules moving slow enough for their attractions to hold them together increases. More molecules join together to form a liquid and the rate of condensation increases.



The amount of water vapor in the air affects the rate of condensation

Temperature isn't the only factor that affects the rate of condensation. At a given temperature, the more water molecules in the air, the greater the rate of condensation. If there are more molecules, a greater number of molecules will be moving at these different speeds. More molecules will be moving slowly enough to condense.

Different gases condense at different temperatures

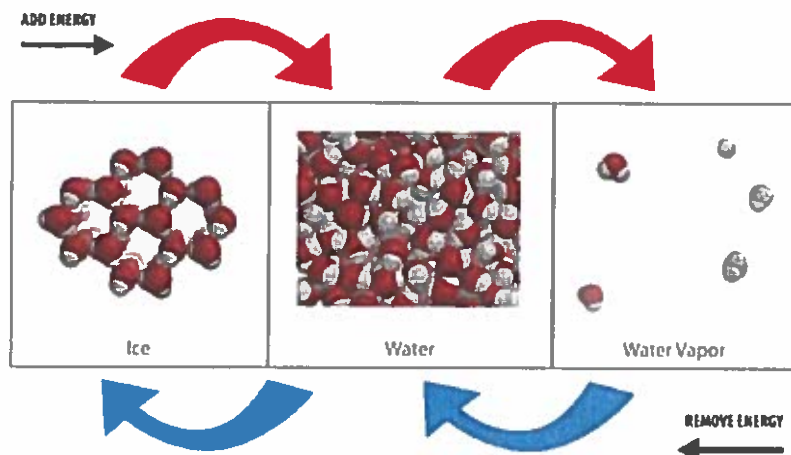
Each gas is made up of its own molecules which are attracted to each other a certain amount. Each gas needs to be cooled to a certain temperature in order for the molecules to slow down enough so that the attractions can hold them together as a liquid.

Changing from liquid to solid—Freezing

If a liquid is cooled enough, the molecules slow down to such an extent that their attractions begin to overcome their motion. The attractions between the molecules cause them to arrange themselves in more fixed and orderly positions to become a solid. This process is called *freezing*.

Water molecules move further apart as water freezes

The freezing of water is very unusual because water molecules move farther apart as they arrange themselves into the structure of ice as water freezes. The molecules of just about every other liquid move closer together when they freeze.



Different liquids have different freezing points

It makes sense that different liquids have different freezing points. Each liquid is made up of different molecules. The molecules of different liquids are attracted to each other by different amounts. These molecules have to slow down to different extents before their attractions can take hold and organize themselves into fixed positions as a solid.

Changing from a gas to a solid—Deposition

With the right concentration of gas molecules and temperature, a gas can change directly to a solid without going through the liquid phase. This process is called *deposition*. It is the opposite of sublimation. One of the most common examples of deposition is the formation of frost. When there is the right combination of water vapor in the air and temperature, the water can change to frost without first condensing to liquid water.



Evaporation, condensation, and the weather

Clouds

Clouds form when liquid water evaporates to become water vapor and moves up into the sky in upward-moving air. Air at higher altitudes is usually cooler than air near the ground. So as the water vapor rises, it cools and condenses, forming tiny droplets of water. These droplets are suspended in the air as clouds. Clouds at higher altitudes where the air is even colder also contain ice crystals. Clouds at very high levels are composed mostly of ice crystals.



PHOTOS.COM

Rain

Rain begins as tiny droplets of water suspended in the air as clouds. These droplets are so small that they don't fall yet to the ground as rain. They are similar to the tiny droplets in fog or mist. But when these droplets collect and join together, they become bigger and heavier drops. Eventually these drops become so heavy that they fall to the ground as rain.



PHOTOS.COM

Snow

Like rain, snow begins with condensing water vapor that forms clouds. However, when it's cold enough, water vapor not only condenses but also freezes, forming tiny ice crystals. More and more water vapor condenses and freezes on these seed crystals, forming the beautiful ice crystals with six-sided symmetry that we know as snowflakes.



PHOTOS.COM

Hail

Hail forms when a small drop of water freezes, falls, and then gets pushed back up into a cloud. More water droplets collect and freeze on this ice crystal, which makes it heavier, and it begins to fall again. The violent air in a thundercloud (cumulonimbus cloud) repeatedly bounces the ice crystal upward. Each time it gets another coating of freezing water. Finally, the ice crystal is so heavy that it falls all the way down to the ground as hail.

Dew

Dew is produced when moist air close to the ground cools enough to condense and forms liquid water. Dew is different than rain because dew doesn't fall onto the ground in drops. It slowly accumulates to form drops on objects near the ground. Dew often forms on blades of grass and leaves and can make beautiful designs on spider webs.



PHOTOS.COM

Frost

If the temperature of surfaces on the ground is low enough, water vapor in the air can change directly to the solid frost without first condensing to a liquid.



PHOTOS.COM

Fog

Usually the air near the ground is warmer than the air above it, but the conditions that cause fog are just the reverse. Fog forms when warm, moist air passes over cold ground or snow. As the water vapor in the air cools, it condenses, forming very tiny drops of water suspended in the air. Fog is very much like a cloud, but closer to the ground.



PHOTOS.COM

Mist on a Pond

Water evaporates even when the air is cold. To form mist, the water in a pond, pool, or hot tub must be warmer than the air above it and the air must be cold enough to cause the water vapor to condense as it rises. The mist seems to disappear as the water droplets evaporate to become water vapor again.



PHOTOS.COM